


Help for Accessing Online Venue Booking Option for Bokaro Club:

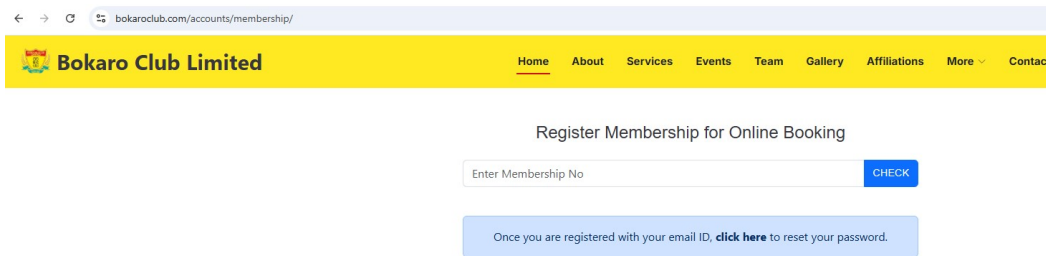
Step 1:

Access URL : <https://www.bokaroclub.com>



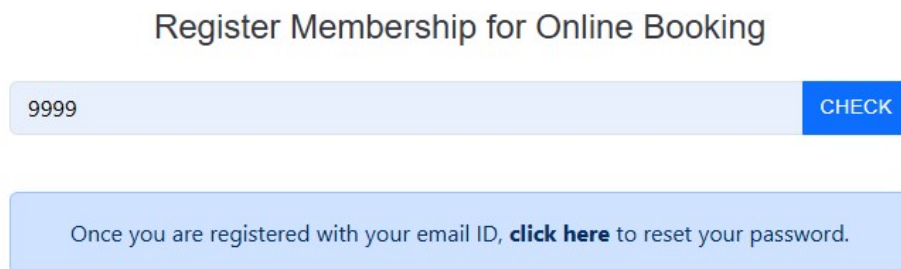
Step 2:

Click on Register Member Tab:

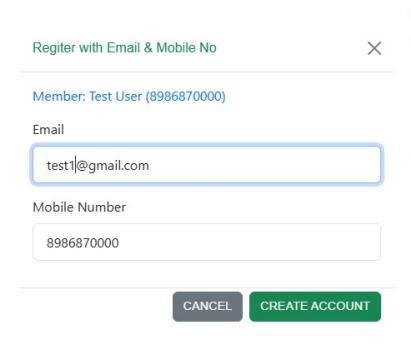


Step 3:

Enter Bokaro Club Membership No and click on Check Button:




System will Retrieve Member's Name, Email Id, Mobile No against the Membership ID entered , User Can Change his/her Mobile No & Email ID and then click on create account.



On Successful Registration User needs to reset the password :

Click on send reset Password Link ,System will send password reset link to Reg Email Id:


**Reset Password**

Enter your Member ID and Email to receive a password reset link.

☒ A password reset link has been sent to your registered email address.


Member ID

Email Address


 **SEND RESET LINK**

[Back to Login](#)

Below pwd reset link is received in the Reg Email from admin@mail.bokaroclub.com,User needs to click on the link and change the pwd as per password policy mentioned.



Enter New Password in below screen

**Set New Password**

Please enter and confirm your new password below.

Password must contain:

- At least 8 characters
- At least one uppercase letter (A~Z)
- At least one lowercase letter (a~z)
- At least one number (0~9)
- At least one special character (!@#\$%^&*)
- Passwords must match

New password

New password confirmation

SET PASSWORD

[Back to Login](#)

Password has been reset successfully.

You can now [log in](#) with your new password.